

Home

Kontakt

Über GeNeMove

Teilprojekte /
Krankheitsbilder

Friedreich Ataxie

Patienten

833-938-13X

Neuer Patient

Prüfärzte

Dokumente

Ideenone

Datenmanagement

Spinocerebelläre Ataxie Typ 3
(SCA 3)Hereditäre Spastische
Paraplegie (HSP – familiäre
Spinalparalyse)

Erbliche Dystonien

Morbus Huntington

Morbus Wilson

Proteomanalyse

Zentrale Genbank

Pseudonymisierung

Informationen für
Patienten

Downloads

Links

Aktuelles

Symposium

Newsletter

Satzung

Administration

Abmelden


[833-938-13X] Neurological Assessments (SARA) (#4)

Hindig


✓ Demog	✓ Medication	✓ Family History	neu: Relative	✓ Visit 1	✓ Visit 2	✓ Visit 3	Visit 4
History FU	Assessment	SARA	Examination	Activity	Health	neu: Diagnostic	

Scale for the assessment and rating of ataxia (SARA)


Gait:

- ☐ 0 = Normal, no difficulties in walking, turning and walking tandem (up to one misstep allowed) 
☐ 1 = Slight difficulties, only visible when walking 10 consecutive steps in tandem
☐ 2 = Clearly abnormal, tandem walking > 10 steps not possible
☐ 3 = Considerable staggering, difficulties in half-turn, but without support
☐ 4 = Marked staggering, intermittent support of the wall required
☐ 5 = Severe staggering, permanent support of one stick or light support by one arm required
☐ 6 = Walking > 10 m only with strong support (two special sticks or stroller or accompanying person)
☒ 7 = Walking < 10 m only with strong support (two special sticks or stroller or accompanying person)
☐ 8 = Unable to walk, even supported


Stance:

- ☐ 0 = Normal, able to stand in tandem for > 10 s 
☐ 1 = Able to stand with feet together without sway, but not in tandem for > 10 s
☒ 2 = Able to stand with feet together for > 10 s, but only with sway
☐ 3 = Able to stand for > 10 s without support in natural position, but not with feet together
☐ 4 = Able to stand for > 10 s in natural position only with intermittent support
☐ 5 = Able to stand > 10 s in natural position only with constant support of one arm
☐ 6 = Unable to stand for > 10 s even with constant support of one arm


Sitting:

- ☒ 0 = Normal, no difficulties sitting > 10 s 
☐ 1 = Slight difficulties, intermittent sway
☐ 2 = Constant sway, but able to sit > 10 s without support
☐ 3 = Able to sit for > 10 s only with intermittent support
☐ 4 = Unable to sit for > 10 s without continuous support

Speech disturbance:

- ☐ 0 = Normal 
☐ 1 = Suggestion of speech disturbance
☒ 2 = Impaired speech, but easy to understand
☐ 3 = Occasional words difficult to understand
☐ 4 = Many words difficult to understand
☐ 5 = Only single words understandable
☐ 6 = Speech unintelligible / anarthria

Finger chase:

Right	Left	
<input type="radio"/>	<input type="radio"/>	0 = No dysmetria
<input checked="" type="radio"/>	<input checked="" type="radio"/>	1 = Dysmetria, under / overshooting target < 5 cm
<input type="radio"/>	<input type="radio"/>	2 = Dysmetria, under / overshooting target < 15 cm
<input type="radio"/>	<input type="radio"/>	3 = Dysmetria, under / overshooting target > 15 cm
<input type="radio"/>	<input type="radio"/>	4 = Unable to perform 5 pointing movements
Mean of both sides:		<input type="text" value="1"/> 

Nose-finger test:

- | Right | Left | |
|----------------------------------|----------------------------------|--|
| <input type="radio"/> | <input type="radio"/> | 0 = No tremor |
| <input checked="" type="radio"/> | <input checked="" type="radio"/> | 1 = Tremor with an amplitude < 2 cm |
| <input type="radio"/> | <input type="radio"/> | 2 = Tremor with an amplitude < 5 cm |
| <input type="radio"/> | <input type="radio"/> | 3 = Tremor with an amplitude > 5 cm |
| <input type="radio"/> | <input checked="" type="radio"/> | 4 = Unable to perform 5 pointing movements |

Mean of both sides:

1

Fast alternating hand movements:

- | Right | Left | |
|----------------------------------|----------------------------------|---|
| <input type="radio"/> | <input type="radio"/> | 0 = Normal, no irregularities (performs < 10 s) |
| <input type="radio"/> | <input type="radio"/> | 1 = Slightly irregular (performs < 10 s) |
| <input checked="" type="radio"/> | <input checked="" type="radio"/> | 2 = Clearly irregular, single movements difficult to distinguish or relevant interruptions, but performs < 10 s |
| <input type="radio"/> | <input type="radio"/> | 3 = Very irregular, single movements difficult to distinguish or relevant interruptions, performs > 10 s |
| <input type="radio"/> | <input checked="" type="radio"/> | 4 = Unable to complete 10 cycles |

Mean of both sides:

2

Heel-shin slide:

- | Right | Left | |
|----------------------------------|----------------------------------|--|
| <input type="radio"/> | <input type="radio"/> | 0 = Normal |
| <input type="radio"/> | <input type="radio"/> | 1 = Slightly abnormal, contact to shin maintained |
| <input checked="" type="radio"/> | <input type="radio"/> | 2 = Clearly abnormal, goes off shin up to 3 times during 3 cycles |
| <input type="radio"/> | <input checked="" type="radio"/> | 3 = Severely abnormal, goes off shin 4 or more times during 3 cycles |
| <input type="radio"/> | <input checked="" type="radio"/> | 4 = Unable to perform the task |

Mean of both sides:

2.5

Score:

17.5 /40

Erfassen

Impressum